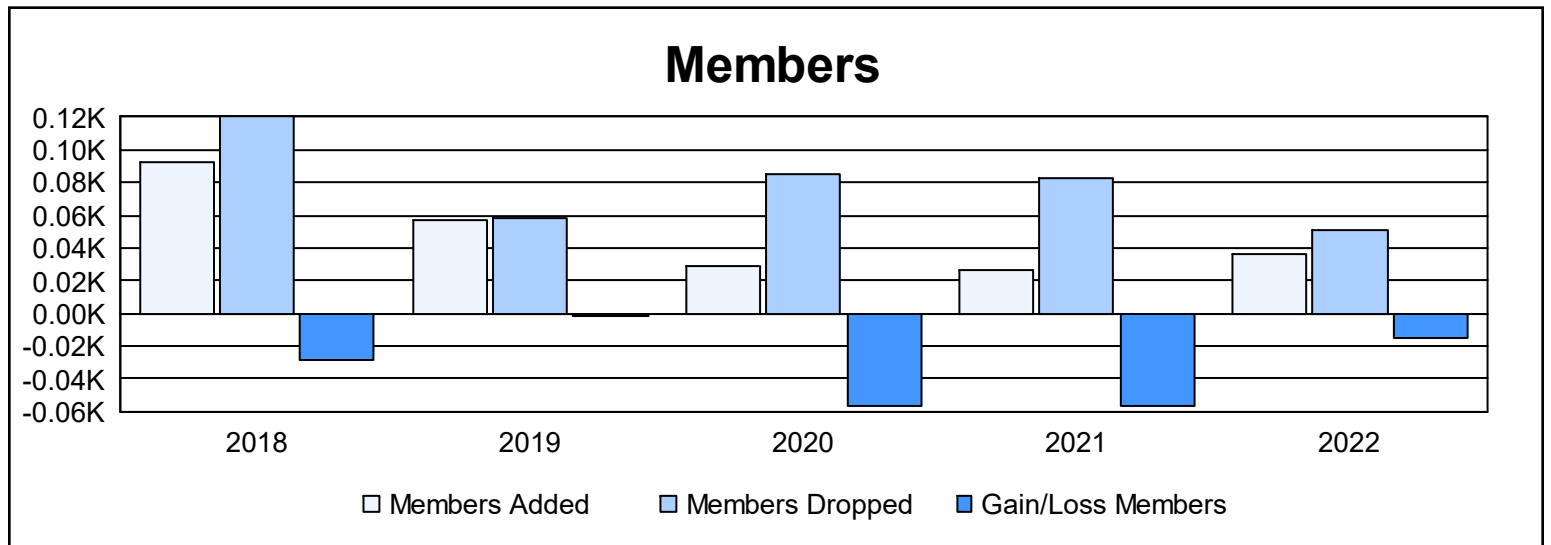
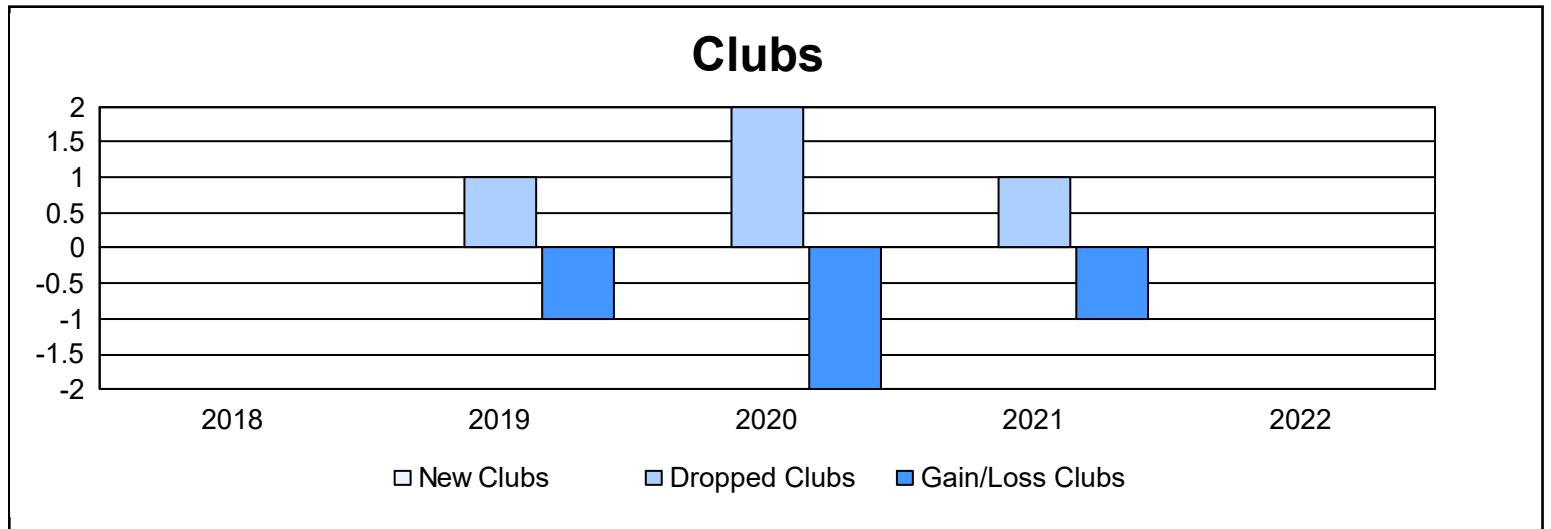
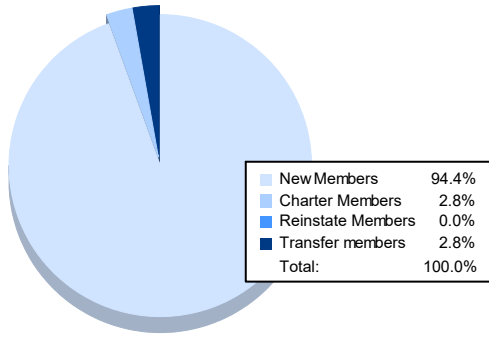


| Year | New Clubs | Dropped Clubs | Gain/ Loss Clubs | New Members | Charter Members | Reinstate Members | Transfer Members | Total Member Added | Total Members Dropped | Gain/ Loss Members |
|----------------|-----------|---------------|------------------|-------------|-----------------|-------------------|------------------|--------------------|-----------------------|--------------------|
| 2017-2018 | 0 | 0 | 0 | 67 | 2 | 22 | 1 | 92 | 120 | -28 |
| 2018-2019 | 0 | 1 | -1 | 48 | 0 | 4 | 5 | 57 | 58 | -1 |
| 2019-2020 | 0 | 2 | -2 | 26 | 0 | 1 | 2 | 29 | 85 | -56 |
| 2020-2021 | 0 | 1 | -1 | 22 | 0 | 3 | 1 | 26 | 83 | -57 |
| 2021-2022 | 0 | 0 | 0 | 34 | 1 | 0 | 1 | 36 | 51 | -15 |
| Average | 0 | 1 | -1 | 39 | 1 | 6 | 2 | 48 | 79 | -31 |



Membership Composition June 2022 Cumulative



Gender Composition June 2022 Cumulative

